

Three Phase, Six-SCR Power Pak


Features:

- 120-575 Vac @ 100-1200 Amp
- Zero Cross-Over Firing
- Isolated Control Circuit
 - On/Off Control Inputs:
120 Vac, 240 Vac, 5-32 Vdc
Dry Contact Closure
 - Proportional (DOT firing) Inputs:
4-20 mA, 0-5 Vdc, 1-5 Vdc,
0-10 Vdc
Remote Manual Adjust,
Remote Auto Manual Switch
- Flexible I/O Power Wiring
- Shorted SCR Detection (option)
- Easy Customer Interface
- Remote Shutdown
- Electronically Protected with Temperature Warning and Shutdown System
- Compact Size and Construction
- Touch-Safe (option on 100 to 650 Amp models)
- dv/dt Transient Voltage Protection
- MOV Protection
- Six SCR Full Converter
- 3-Phase Delta, 3-Wire Wye or 4-Wire Wye Connected Loads
- Single or Three Cycle Resolution (Jumper selectable)




APPROVED • CERT. NO. A3164

Chromalox®
PRECISION HEAT AND CONTROL



Touch Safe Design

*Shown without cover



Open Design

Description

The MaxPac Series is specifically designed for the OEM market. The plug-in options, flexible I/O power wiring, space saving footprint, optional lug kits, I²t fusing and universal approvals make it an excellent candidate for your product.

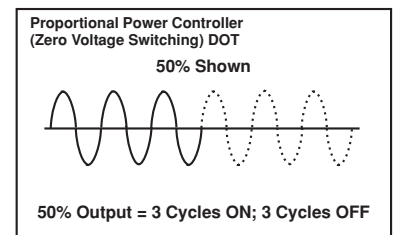
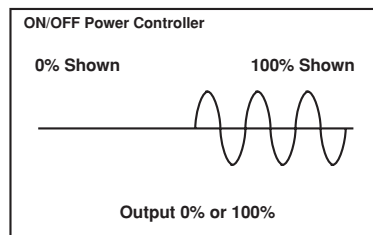
Typical Applications:

- Resistive Heaters
- Electric Ovens
- Furnaces
- Kilns
- Environmental Chambers

The Chromalox Model MaxPac III is a solid state, highly versatile power pak with optional plug-in proportional firing and Shorted SCR Detection Boards. Firing techniques include: "ON/OFF Power Control" (Contactor) and "Proportional Power Control" (Zero Voltage Switching, DOT fire).

Chromalox's exclusive DOT (Demand Oriented Transfer) firing switches the fewest number of cycles to provide the most precise zero crossover control. At 50% output the unit's output alternates between three electrical cycles on and three cycles off. At 51% the output continues with three cycles on / three cycles off and gradually integrates three extra "on" cycles for the additional one percent. With the exception of phase angle firing, DOT firing is the most precise method of SCR control. DOT firing is preferred in many applications because phase angle firing creates unwanted RFI. DOT is excellent for applications where consistent heater/process temperature control is critical.

Wave Form Cycle Rate

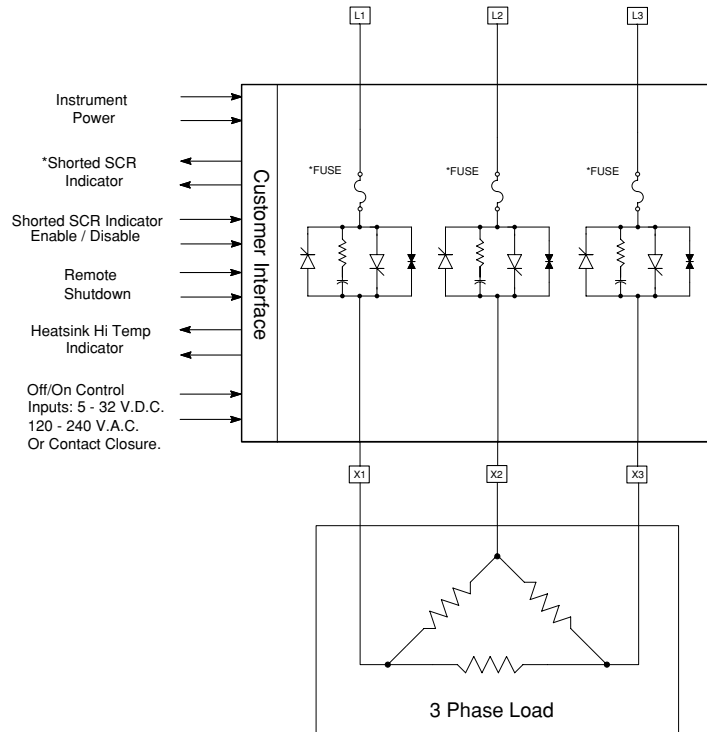


MAXPAC™ III Power Pak

Solid State Six SCR Power Controls for Two Types of Applications

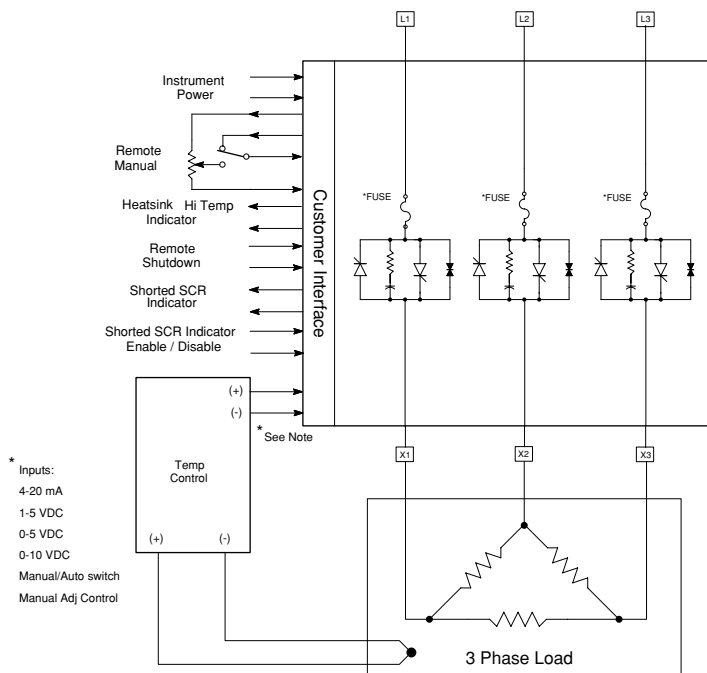
ON/OFF Control (Solid State Contactor)

Capable of directly replacing a three-phase mechanical contactor for maintenance-free operation. With true zero voltage switching RFI (Radio Frequency Interference) is virtually eliminated. The MaxPac III provides LED's for visual indication of the controller operation.



Proportional Power Controller

This proportional power controller utilizes the "Zero Voltage Switching" technique to modulate power for a wide range of resistive loads. Output power modulation is accomplished by Chromalox's exclusive Demand Oriented Transfer (DOT) system which virtually eliminates RFI. Thermal cycling and heater degradation are minimized with the system's fast response time.



MAXPAC™ III Power Pak

Specifications

Control Inputs

Accepts all of the following as standard:

On/Off Control

Signal Input

120 Vac \pm 10%

230 Vac \pm 10%

5-32 Vdc

Contact Closures

Proportional Control

Signal Input

Input Impedance

4-20 mA.....250 Ohms

1-5 Vdc.....10k Ohms or greater

0-5 Vdc.....10k Ohms or greater

0-10 Vdc.....10k Ohms or greater

Optional Remote Manual Adjust

Auto/Manual Switch

Instrument Power 120 or 230 Vac
50/60 Hz

Output Voltage 0-99% RMS line voltage
($E_o = V_{supply} - 1.5V$ SCR forward drop)

Resolution (Prop.) Better than 0.1%

Line Voltage 60-575 Vac

Load Current Rating 100, 150, 200, 300, 400 550,
650, 800, 1000, 1200A

Ambient Temperature 0-50°C (32-122°F)

SCR Capability Dielectric withstand
capability 1500V RMS min.

Surge Rating Typically fifteen (15) times
nominal RMS rating for
8.3 milliseconds

Isolation SCR's isolation 2500V
Input-output isolation 1500V

Heatsink Ground potential up to
650 amps

High Temperature Indicator Output MOSFET Output
100 mA @ supply voltage

Shorted SCR Indicator Output MOSFET Output
100 mA @ supply voltage

Mechanical Features

- LED Indication of Firing
- Customer Control Connections made on a Plug-In Screw Type Terminal Block
- Optional Remote Manual and Auto/Manual Switch
- Heatsink Mounted Temperature Sensor
- Built-In Power Distribution

Electrical Features

- PIV 1200V Min at 480 Vac
PIV 1400V Min at 575 Vac
- Isolated Semiconductor Power Blocks are used on all Current Ratings up to 650 Amps

Safety Features

Personnel Safety

- Ground Potential Heat Sink up to 650 Amps
- SCR to Heat Sink Isolation up to 650 Amps

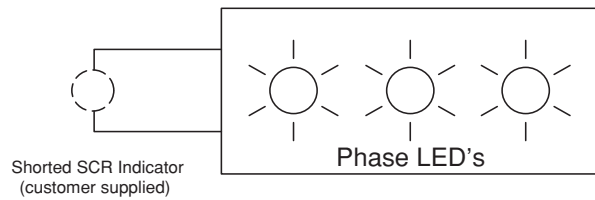
Equipment/Process Safety

- Input to Output Isolation
- Transient Overvoltage Protection, (dv/dt)
- I²t Protection (optional)
- Remote Shutdown
- Shorted SCR Detection (optional)

MAXPAC™ III Power Pak

Shorted SCR Detection Option

The MaxPac III, with the shorted SCR detection circuit, will monitor the output of the SCRs. If one fails shorted, the output will be activated and the LED on the circuit board will light. The LED indicates which phase has the shorted SCR.



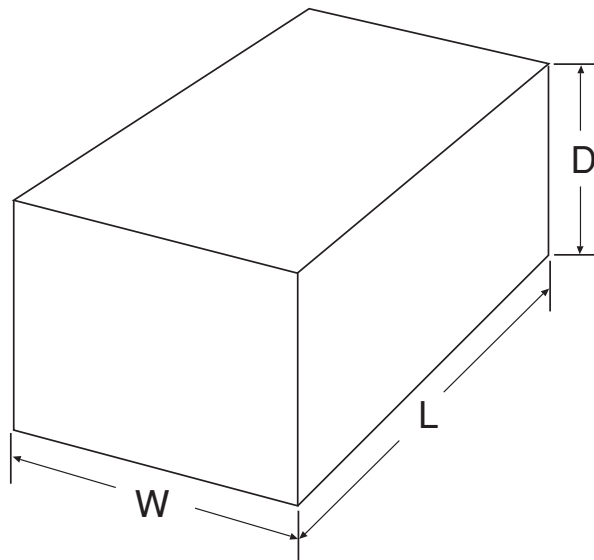
Mounting Dimensions

MaxPac III Open

	Width	Length	Depth
Amps	W	L	D
100	9	14.75	10
150	9	14.75	10
200	9	14.75	10
300	22.75	14.75	11
400	22.75	14.75	11
550	27	17.75	11
650	27	17.75	11
800	33	27	17
1000	33	27	17
1200	33	27	17

MaxPac III Closed

	Width	Length	Depth
Amps	W	L	D
100	22.75	14.75	11.8
150	22.75	14.75	11.8
200	22.75	14.75	11.8
300	22.75	14.75	11.8
400	22.75	14.75	11.8
550	27	20	17.75
650	27	20	17.75



Enclosure Options

The MaxPac III can be installed in an enclosure by itself (see Model 4133) or as part of a complete custom control system. Chromalox's UL panel shop and engineering staff can design, document and build a system to meet your power control requirements.

Ordering Information

Model SCR Power Pack

MXPC III 3 Phase Six SCR Power Pack

Code Control Configuration

- 1** On/Off Standard (Accepts: 120 Vac, 240 Vac, 5-32 Vdc, Dry Contact Closure)
- 2** On/Off Control with Shorted SCR Detection
- 3** Proportional Control DOT Firing (Accepts: 4-20 mA, 1-5 Vdc, 0-5 Vdc, 0-10 Vdc)
- 4** Proportional Control DOT Firing with Shorted SCR Detection

Code Current at 50°C (122°F)

- 01** 100 Amp Open Design
- 02** 100 Amp Touch Safe Design
- 03** 150 Amp Open Design
- 04** 150 Amp Touch Safe Design

- 05** 200 Amp Open Design
- 06** 200 Amp Touch Safe Design
- 07** 300 Amp Open Design
- 08** 300 Amp Touch Safe Design

- 09** 400 Amp Open Design
- 10** 400 Amp Touch Safe Design
- 11** 550 Amp Open Design
- 12** 550 Amp Touch Safe Design

- 13** 650 Amp Open Design
- 14** 650 Amp Touch Safe Design
- 15** 800 Amp Open Design
- 16** 1000 Amp Open Design
- 17** 1200 Amp Open Design

Code Line Voltage

- 1** 120 Vac - 480 Vac
- 2** 575 Vac

Code Instrument Power

- 1** 120 Vac 50/60 Hz
- 2** 230 Vac 50/60 Hz

Code Compression Lug Kits (open Design up to 300 Amps)

For Other Ranges See Crimp Lug Chart

- L0** None
- L1** 100- 150 Amp PAK 1 (#2 - 4/0)/connection
- L2** 200-300 Amp PAK 1 (1/0 - 500mcm)/connection

Note: 550- 1200 Amp and all Touch-Safe Designs: Buss Bars fitted for standard NEMA crimp type terminal lugs.

MXPC III - **1** **04** **1** **1** **L1** (Continued on next page)

MAXPAC III Power Pak

Ordering Information (Continued)

MXPC III

Fusing Option ⁽¹⁾

For < 500 Vac Applications, Select One

F00	None
F01	100 -150 Amp PAK (200 Amp Fuse)
F02	200 Amp PAK (250 Amp Fuse)
F03	300 Amp PAK (400 Amp Fuse)
F04	400 Amp PAK (500 Amp Fuse)
F05	550 Amp PAK (700 Amp Fuse)
F06	650 Amp PAK (800 Amp Fuse)
F07	800 Amp PAK (1000 Amp Fuse)
F08	1000 Amp PAK (1200 Amp Fuses)
F09	1200 Amp PAK (Two 1000 Amp Fuses)

For 575Vac Applications, Select One⁽²⁾

F10	100 Amp PAK (125 Amp Fuse)
F11	150 Amp PAK (175 Amp Fuse)
F12	200 Amp PAK (250 Amp Fuse)
F13	300 Amp PAK (400 Amp Fuse)
F14	400 Amp PAK (500 Amp Fuse)
F15	550 Amp PAK (700 Amp Fuse)
F16	650 Amp PAK (800 Amp Fuse)
F17	800 Amp PAK (1000 Amp Fuse)
F18	1000 Amp PAK (1200 Amp Fuse)
F19	1200 Amp PAK (Two 1000 Amp Fuses)

Remote Manual Adjust

0	None
1	Pot with 0 - 100% dial and Local/Remote Switch ⁽²⁾ Single Turn 1K Ω Potentiometer

MXPC III - 1 04 1 1 L1 F02 1 Typical Model Number

1) SCR Fusing is for semiconductor protection only, not wire protection.

2) Supplied Loose for Customer Mounting.

Note:

Storage Temperature 14°F to 158°F (-10°C to 70°C).
CE Application requires filters.

Chromalox Part Numbers

0005-60056 – Line filter, three phase, 440VAC

0005-60057 – Line filter, 120-230VAC

Crimp Lug Chart

Chromalox #	Panduit #	Conductor Size
0135-10002	LCD8-14A-L	#8 AWG
0135-10003	LCD6-14A-L	#6 AWG or #6 Weld
0135-10004	LCD4-14A-L	#4 AWG or #4 Weld
0135-10005	LCD2-56B-Q	#2 AWG
0135-10006	LCD1-56C-E	#1 AWG or #2 Weld
0135-10007	LCD1/0-12-X	#1/0 AWG or #1 Weld
0135-10008	LCD2/0-12-X	#2/0 AWG or #1/0 Weld
0135-10009	LCD3/0-12-X	#3/0 AWG or #2/0 Weld
0135-10010	LCD4/0-12-X	#4/0 AWG or #3/0 Weld
0135-10011	LCD250-12-X	250 MCM or #4/0 Weld
0135-10012	LCD300-12-X	300 MCM
0135-10013	LCD350-12-6	350 MCM
0135-10014	LCD400-12-6	400 MCM
0135-10015	LCD500-12-6	500 MCM

Note: NEMA standard two hole copper crimp lugs only.

MXPC III PDS
November, 2004