


ELECTRIC VENTILATION DUCT HEATERS

NAVY DUCT PDS



Size 24 EH Type H 5.5 kW

- 0.5 - 183.0 kW
- 1706 - 624,396 BTUH
- 115 or 440 Volts 3 Phase
- Built and Qualified to Military Specification MIL-PRF-22594B (Also Meets MIL-H-22594A)
- Shock Test Qualification per Military Specification MIL-S-901
- Vibration Test Qualification per Military Specification MIL-STD-167-1

Description

Chromalox Type H, M and L Electric Ventilation Duct Heaters are used in heating, ventilation and air conditioning systems. They are built and qualified to Military Specification MIL-PRF-22594B (also meets MIL-H-22594A).

Features

MONEL® Fintube Heating Elements are provided with nickel chromium resistance wire centered in a densely compacted magnesium oxide insulation. This is then enclosed in a MONEL® sheath with spiral MONEL® fins continuously wound around the sheath and permanently furnace brazed to the sheath. This construction provides good corrosion resistance, low operating temperatures and long operating life. Heating elements meet Military Specification MIL-H-22577C.

Hermetic Seals are ceramic to metal type, welded on the terminal ends of the heating elements to prevent moisture from entering element internals.

Heater Casing is constructed of 14 and 16-gauge stainless steel. Pre-drilled flanged connections on the inlet and outlet are provided for installation to the duct work.

Electrical Terminal Enclosure is of a spray-tight construction and fully gasketed to prevent moisture from entering the electrical

connections. The cover plate is removeable for complete access to the power source terminals.

Manual Reset Cutout thermostat is provided to limit the surface temperature of the heating elements to the 750°F. The cutout switch is located in the electrical terminal enclosure and is resettable from the exterior of the heater.

Electrical Tests on all heaters include:

- Circuit strength test of the electrical circuits.
- Insulation resistance check of the heating elements and heater assembly.
- Moisture resistance and dielectric strength tests on each heating element.
- Creepage and clearance checks on electrical components.
- Electrical resistance check and verification of kilowatt rating.

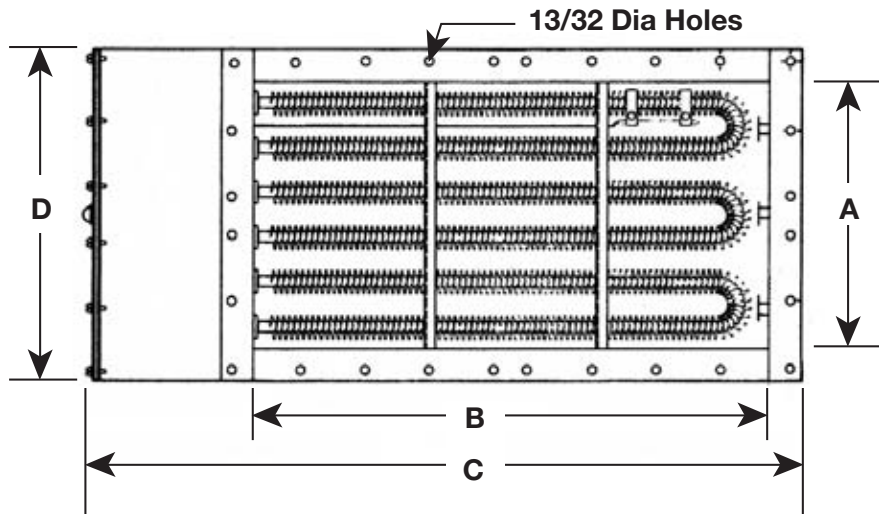
First Article Inspection Tests include:

- Accelerated life tests on heating elements.
- Operational performance test of heating capacity, air flow, pressure drop and overtemperature protection.
- Maintainability demonstration.
- Shock test qualification per Military Specification MIL-S-901.
- Vibration test qualification per Military Specification MIL-STD-167-1.

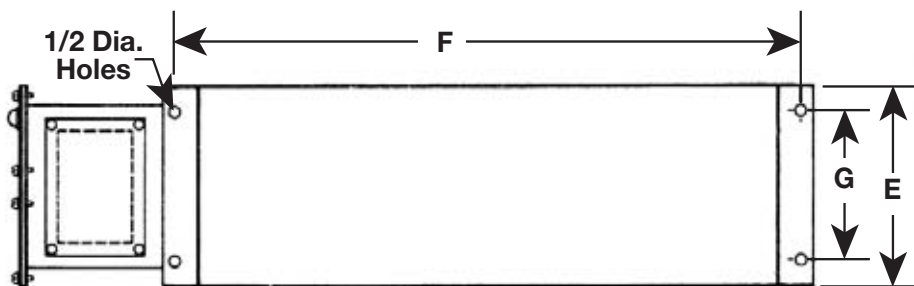
Chromalox®
PRECISION HEAT AND CONTROL

Electric Ventilation Duct Heater

Electric Ventilation Duct Heater Dimensional Data



Side View



Top View

Note: The number of elements and element configurations varies with heater size and kilowatts.

Electric Ventilation Duct Heater

Specifications & Dimensions (Inches)

Size	Type	kW	Phase	Volts	A	B	C	D	E	F	G	Wt (lbs.)	Part Number
19 EH	H	0.5	3	115	3-1/4	6	13	6-1/4	6	8	4	9	106-056816-001
20 EH	M	0.58	3	115	3-1/4	6	13	6-1/4	6	8	4	9	106-056816-002
20 EH	H	1.0	3	115	3-1/4	6	13	6-1/4	6	8	4	9	106-056816-003
21 EH	L	0.65	3	115	3-1/4	6	13	6-1/4	6	8	4	9	106-056816-004
21 EH	M	1.26	3	115	3-1/4	6	13	6-1/4	6	8	4	9	106-056816-005
21 EH	H	1.9	3	115	3-1/4	6	13	6-1/4	6	8	4	9	106-056816-006
22 EH	L	1.0	3	115	3-1/4	9	15-7/8	6-1/4	6	11	4	12	106-056816-007
22 EH	M	1.93	3	440	3-1/4	9	15-7/8	6-1/4	6	11	4	12	106-056816-008
22 EH	H	2.9	3	440	3-1/4	9	15-7/8	6-1/4	6	11	4	12	106-056816-009
23 EH	L	1.52	3	440	3-1/4	14	20-7/8	6-1/4	6	16	4	16	106-056816-010
23 EH	M	3.0	3	440	3-1/4	14	20-7/8	6-1/4	6	16	4	16	106-056816-011
23 EH	H	4.5	3	440	3-1/4	14	20-7/8	6-1/4	6	16	4	16	106-056816-012
24 EH	L	1.9	3	440	6-1/4	9	15	9-1/4	6	11	4	15	106-056816-013
24 EH	M	3.74	3	440	6-1/4	9	15	9-1/4	6	11	4	15	106-056816-014
24 EH	H	5.5	3	440	6-1/4	9	15	9-1/4	6	11	4	15	106-056816-015
25 EH	L	2.9	3	440	6-1/4	14	20	9-1/4	6	16	6	20	106-056816-016
25 EH	M	5.72	3	440	6-1/4	14	20	9-1/4	6	16	6	20	106-056816-017
25 EH	H	8.5	3	440	6-1/4	14	20	9-1/4	6	16	6	20	106-056816-018
26 EH	L	4.59	3	440	6-1/4	22	29	9-1/4	8	24	6	23	106-056816-019
26 EH	M	9.1	3	440	6-1/4	22	29	9-1/4	8	24	6	23	106-056816-020
26 EH	H	13.5	3	440	6-1/4	22	29	9-1/4	8	24	6	23	106-056816-021
27 EH	L	6.76	3	440	9-1/4	22	29	12-1/4	8	24	6	41	106-056816-022
27 EH	M	13.4	3	440	9-1/4	22	29	12-1/4	8	24	6	41	106-056816-023
27 EH	H	20.0	3	440	9-1/4	22	29	12-1/4	8	24	6	41	106-056816-024
28 EH	L	9.26	3	440	9-1/4	30	38	12-1/4	8	32	6	53	106-056816-025
28 EH	M	18.3	3	440	9-1/4	30	38	12-1/4	8	32	6	53	106-056816-026
28 EH	H	27.3	3	440	9-1/4	30	38	12-1/4	8	32	6	53	106-056816-027
29 EH	L	12.3	3	440	12-1/4	30	38	15-1/4	8	32	6	58	106-056816-028
29 EH	M	24.3	3	440	12-1/4	30	38	15-1/4	8	32	6	58	106-056816-029
29 RH	H	36.2	3	440	12-1/4	30	38	15-1/4	8	32	6	58	106-056816-030
30 EH	L	15.3	3	440	15-1/4	30	39	18-1/4	8	32	6	60	106-056816-031
30 EH	M	30.2	3	440	15-1/4	30	39	18-1/4	8	32	6	75	106-056816-032
30 EH	H	45.0	2-3	440	15-1/4	30	39	18-1/4	8	32	6	90	106-056816-033
31 EH	L	17.2	3	440	12-1/4	42	51	15-1/4	8	44	6	75	106-056816-034
31 EH	M	33.9	3	440	12-1/4	42	51	15-1/4	8	44	6	75	106-056816-035
31 EH	H	50.35	2-3	440	12-1/4	42	51	15-1/4	8	44	6	117	106-056816-036
32 EH	L	18.2	3	440	18-1/4	30	39	21-1/4	8	32	6	66	106-056816-037
32 EH	M	36.0	3	440	18-1/4	30	39	21-1/4	8	32	6	80	106-056816-038
32 EH	H	53.8	2-3	440	18-1/4	30	39	21-1/4	8	32	6	95	106-056816-039
33 EH	L	23.5	3	440	16-3/4	42	51	19-3/4	8	44	6	84	106-056816-040
33 EH	M	46.4	2-3	440	16-3/4	42	51	19-3/4	8	44	6	127	106-056816-041
33 EH	H	69.2	2-3	440	16-3/4	42	51	19-3/4	8	44	6	127	106-056816-042
34 EH	L	28.5	3	440	15-1/4	56	66	18-1/4	8	58	6	102	106-056816-043
34 EH	M	56.3	2-3	440	15-1/4	56	66	18-1/4	8	58	6	154	106-056816-044
34 EH	H	84.0	3-3	440	15-1/4	56	66	18-1/4	8	58	6	128	106-056816-045
35 EH	L	33.9	3	440	24-1/4	42	52	27-1/4	8	44	6	123	106-056816-046
35 EH	M	67.1	2-3	440	24-1/4	42	52	27-1/4	8	44	6	139	106-056816-047
35 EH	H	100.0	3-3	440	24-1/4	42	52	27-1/4	8	44	6	144	106-056816-048
36 EH	L	39.7	2-3	440	21-1/4	56	66	24-1/4	8	58	6	125	106-056816-049
36 EH	M	78.4	3-3	440	21-1/4	56	66	24-1/4	8	58	6	219	106-056816-050
36 EH	H	117.0	4-3	440	24-1/4	56	66	24-1/4	8	58	6	264	106-056816-051
37 EH	L	50.9	2-3	440	36-1/4	42	52	39-1/4	8	44	6	184	106-056816-052
37 EH	M	100.6	3-3	440	36-1/4	42	52	39-1/4	8	44	6	208	106-056816-053
37 EH	H	150.0	4-3	440	36-1/4	42	52	39-1/4	8	44	6	216	106-056816-054
38 EH	L	61.9	2-3	440	33-1/4	56	66	36-1/4	8	58	6	204	106-056816-055
38 EH	M	122.5	3-3	440	33-1/4	56	66	36-1/4	8	58	6	308	106-056816-056
38 EH	H	183.0	4-3	440	33-1/4	56	66	36-1/4	8	58	6	360	106-056816-057

*Order by Part number. First Article test reports available upon placement of order. Also available in non-magnetic construction or with stainless steel Fintube elements. Contact Factory

Electric Ventilation Duct Heater

PF127-2
PDS Navy Duct
January 06