

Flexible Heaters

Technical & Application Data

Construction

Type SL Silicone Rubber heating elements are wire or etched foil heating circuits positioned between plies of Silicone Rubber insulating material which provides flexibility and strength. They are capable of flexing and will conform to contoured surfaces. They can also be pre-formed to complex shapes and can be supplied with distributed wattages and multiple heating circuits.

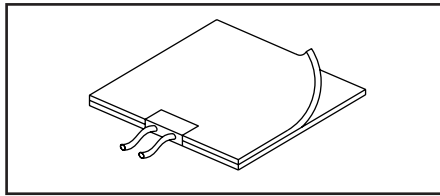
Type IBG insulation blankets and insulation covers provide prefabricated removable insulation for your systems. Blankets are made of 1" thick Fiberglas® insulation encased between cured silicone rubber Fiberglas® cloth. Insulation covers are made by attaching either silicone or neoprene foam rubber to a made-to-specification aluminum shell. Foam insulation is available in thicknesses of 1/8" to 1" thick.

Mounting Methods

Chromalox provides the best and most economical mounting method for your application. Working with your Chromalox Representative to specially design your Flexible Heater product will ensure long life, ease of use, and the lowest cost possible for your heated solution.

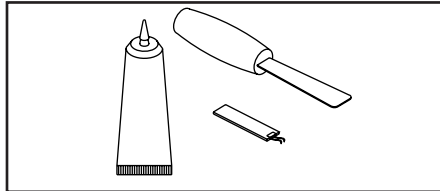
Pressure Sensitive Adhesive (PSA) — Silicone, Silicone/Acrylic, or Acrylic Pressure Sensitive Adhesive tape can be factory bonded to your heating element to provide a strong bond to any clean, smooth surface. Chromalox uses a specially manufactured silicone based PSA that allows for our silicone rubber heaters to be even mounted on curved surfaces. Simply peel away the protective backing and roll the heaters into place.

Pressure Sensitive Adhesive (PSA)



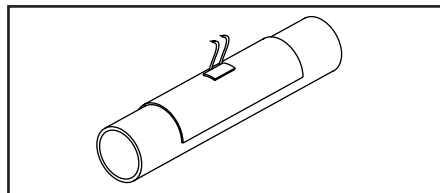
Field Applied RTV Adhesives — Room temperature vulcanizing (RTV) adhesives can be used to mount heaters up to 5 W/In². Your local Dow Corning or GE RTV representative can recommend different adhesives based on your application.

Field Applied RTV Adhesives



Factory Vulcanized — Chromalox can factory vulcanize your Silicone Rubber heating element directly onto your part. This provides the greatest bond strength and best heat transfer capability of all mounting methods. Chromalox can either vulcanize to your part or manufacture the part in-house; providing you with unsurpassed value-added work. In some cases, special tooling may be required.

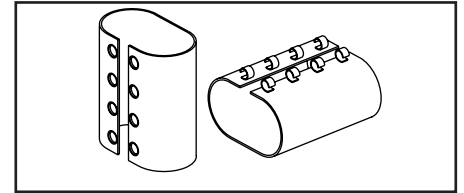
Factory Vulcanized



Eyelets, Mounting Bars and Hooks can be attached or bonded into the heaters to allow for easy lacing of the heaters to the work.

Mounting bars provide the greatest strength and longevity because they are thin strips of aluminum vulcanized between layers of rubber insulation.

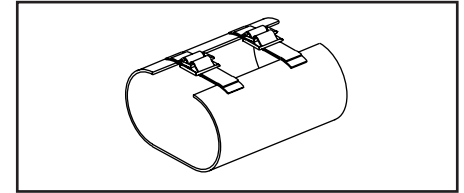
Eyelets, Mounting Bars & Hooks



Silicone or Nylon Straps can be used with D-Rings to provide a simple method of mounting; just slip the straps through and cinch tight. The straps are vulcanized directly to the heaters to provide durability and strength for repeated attachments.

Velcro® can be used for lightweight and low temperature heater applications and on insulation blankets. The Velcro® is generally sewn onto silicone rubber straps to provide greater strength and durability.

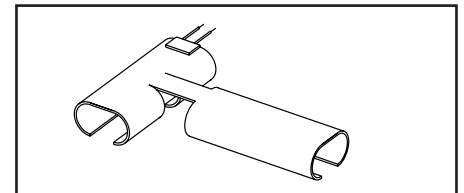
Straps



Springs or Spring Clasps can be used for quick on/off attachment of the heaters. Mounting bars or plates are vulcanized into the heaters for greater strength and serviceability.

Note — The exact circumference of the part to be heated is required when using springs or spring clasps.

Pre-formed Clasps



Preforming — Flexible heaters can be pre-formed to exactly fit your part. **Note** — Special tooling may be required to preform the heaters to meet your specifications.

Insulation Covers can be strapped into place or fitted with springs or spring clasps.

Flexible Heaters Technical & Application Data (cont'd.)

Temperature Controls

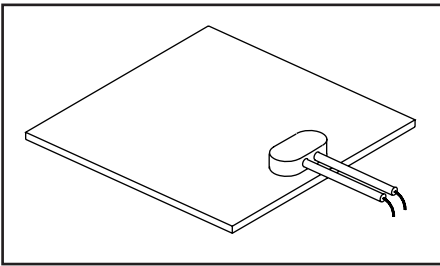
Chromalox provides a wide range of thermostats, thermocouples, RTDs, thermal fuses and thermistors for controlling your heated system. All can be mounted to the heater or be free standing; sensing either heater surface, air, or system surface temperature. Sensors can be used in conjunction with one another to provide controlling temperature and overtemperature protection.

Preset Thermostats — Bi-metal thermostats can be molded into the heating elements for part surface, heater surface or air temperature sensing. The thermostats will be mounted in-line with the elements or have their own termination based on the amperage requirements of the heaters.

Thermostats are available in 10°F Increments up to 300°F 125V/15A, 250V/10A

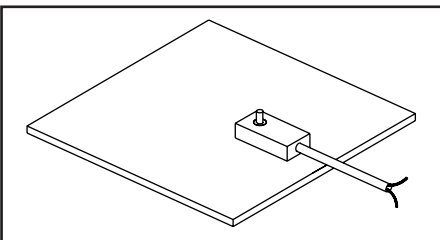
Chromalox maintains a stock of various temperature settings. Check on availability prior to ordering. Non-stock settings may require additional lead-time.

Preset Thermostats



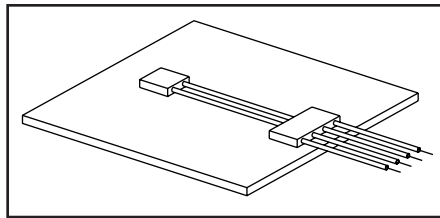
Adjustable Thermostats are available in the ranges of 70-140°F, 70-190°F or 70-425°F. They are mounted to the heaters and covered with a durable rubber box. Adjustments can be made with either a factory provided knob or with a screw driver. Other temperature ranges available on request. Thermostats are rated for 1600W maximum.

Adjustable Thermostats



Thermocouples, RTDs, Thermal Fuses or Thermistors can also be molded into the heating elements to sense either heater temperature or surface temperature of your part. Thermal Fuses can be mounted for easy replacement once blown.

Thermocouples, RTDs, Thermal Fuses or Thermistors

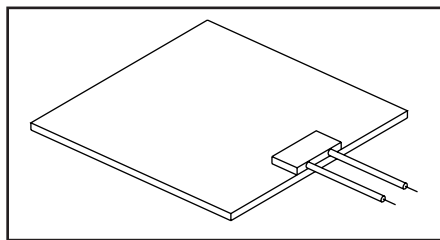


Termination Styles

Chromalox offers many types of leads and terminal connections for your Flexible Heaters. Internal connections to the elements can be made at any point on the surface of the heater or project from any edge. Internal or mounted strain reliefs are used in all constructions to ensure durability of your flexible product.

Silicone, Teflon® or Neoprene Insulated Stranded Leads can be encapsulated in the heaters for direct power connection. Silicone rubber insulated leads for temperatures to 390°F are used as standard for silicone rubber heaters. Lead wires can come with a choice of terminals attached.

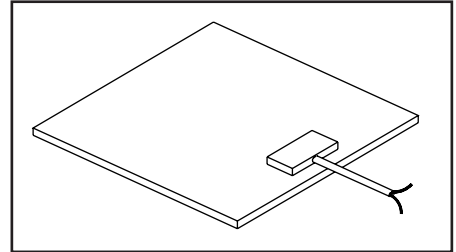
Lead Wires



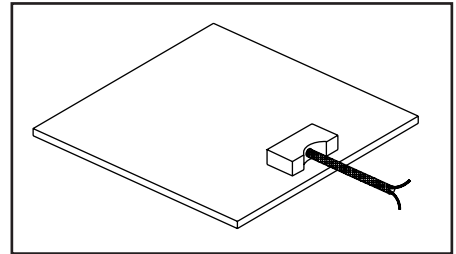
Silicone, Fiberglass® Sleeving or Armor Braiding can be molded over the lead-wires to provide greater abrasion resistance.

Power Cords can be vulcanized into the heat-

Silicone Sleeving



Armor Braid Sleeving



ers either with or without plugs. Internal and external strain reliefs are used to ensure cord attachment strength and durability of the element. Ground wires, if used, can be mounted to internal grounding screens, mounting plates or foil backing. All “flying” ground wires are a minimum of 6” in length and may have a ring terminal attached for easy field grounding to your part.

Power Cords

